

UNIT 28: USEFUL EXPRESSIONS



ELENE

SITUATED ENGLISH **STUDY & LEARN**

2021-1-PL01-KA220-ADU-000033465



**Co-funded by
the European Union**

Funded by the European Union. Views and opinions expressed are however those of the author(s) only and do not necessarily reflect those of the European Union or the European Education and Culture Executive Agency (EACEA). Neither the European Union nor EACEA can be held responsible for them.

SECTION A

KEY VOCABULARY



Thank you



PLEASE

Please

Can you repeat, please?

Repeat

Can you repeat that, please?



Do you speak

I am sorry



I am sorry



I DON'T UNDERSTAND

I don't understand



Can you speak slowly?

Can you speak slowly?



I NEED HELP

I need help



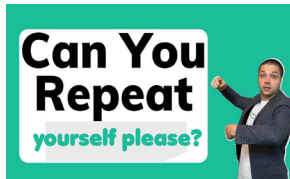
Excuse me

Excuse me



What is...?

What is



Can you repeat yourself please?



Where is?

Where is




SECTION B


What you might hear and see



- Can you help me please?
- Thank you.
- Do you speak Spanish?
- No, sorry.
- What is the purpose of your visit?
- I am sorry, I don't understand. Can you repeat?



- Can you speak a bit slower? My English is not very good.
- Yes, sir. Shall I bring your luggage?
- Oh yes, thank you.
- Excuse me, where is the baggage claim please?
- Excuse me, is this pork?
- Okay, thank you



- Do you speak English?
- What is the purpose of your visit?
- What is your name and surname?
- Can I see your passport?
- Do you want to pay by credit card?
- Do you want me to bring your luggage to your room?



SECTION C

What you might need to SAY or ASK in this place

<i>Greetings</i>	Excuse me, sir. Excuse me, ma'am. Can you help me please?
<i>Thanking</i>	Thank you very much for your help.
<i>Questions about places</i>	Where is the restroom, please? Where is the nearest hospital?
<i>Questions about things</i>	Sorry, what is insect Repeller? Excuse me, what is inside this sandwich? What is the WIFI password?
<i>Leave-taking expressions</i>	Have a good day.

SECTION D

Basic Dialogues for Asking for Help and Thanking

Asking for help



Tourist: Excuse me. How can I get to the National Museum?

Passerby: It takes at least half an hour. I guess the best way to get there is to take the bus.

Tourist: I am sorry, can you speak a bit more slowly please? My English is not very good.

Passerby: Okay, you should take the bus.

Tourist: That's fine. Okay. Which bus should I take?

Passerby: Number 15.

Tourist: Thank you.

Tourist: Excuse me, we have no internet connection, what is the WIFI password.

Waiter: It's Bakery123456.

Tourist: Thank you, should I use capital letters?

Waiter: Only the first letter.

Tourist: Thank you.

Asking for directions



Tourist: Excuse me, can I ask a question?

Citizen: Yes, sure.

Tourist: Is there a pharmacy near here?

Citizen: I don't know, I am sorry.

Tourist: No problem, thank you.

Tourist: Excuse me, can you help me please?

Citizen: Yes?

Tourist: I need to go to the city library. How can I get there?

Citizen: On 63rd street, go straight. Take the second left. It's across the street.

Tourist: Excuse me, can you repeat that please?




Citizen: On 63rd street, go straight. Take the second left. It's across the Street.

Tourist: Thank you for your help.

FINAL STEP

Exercises

Write down the words used for the pictures below.



.....

.....

.....

.....

Fill in the Dialogue below.

Tourist: Excuse me, ma'am!

Citizen: Yes, sure. What can I do for you?

Tourist:

Citizen: Go straight on and turn right at the traffic lights. The train station will be on your left.

Tourist: Good bye.

Put a tick next to the statements you say or hear when you need help.

- Excuse me, can you help me please?
- Can you tell me what happened?
- Excuse me, can I ask you something?
- You broke the speed limit.
- Take this medicine for a week.
- Can I see your passport?
- Can you repeat that please?

FINAL STEP

Exercises

Dialogue for asking directions : Elene and Erasmus want to go the National Museum.



Read the dialogue below and fill in the blanks with the most appropriate option.

- a) Which bus should we take?
- b) Thank you, and where is the bus stop, please?
- c) Thanks very much.
- d) How can we get to

Erasmus: Excuse me. the National Museum?

Passerby: You need to take the bus; it is not very far from here.

Erasmus: ?

Passerby: Either Number 15 or 23.

Erasmus:

Passerby: Take the second right and go straight on.

Erasmus:



VIDEOS

External Video Links

- <https://www.youtube.com/watch?v=UnAThOLNv7s>

